

Early-onset response to treatment of hereditary angioedema attacks with deucricitbant

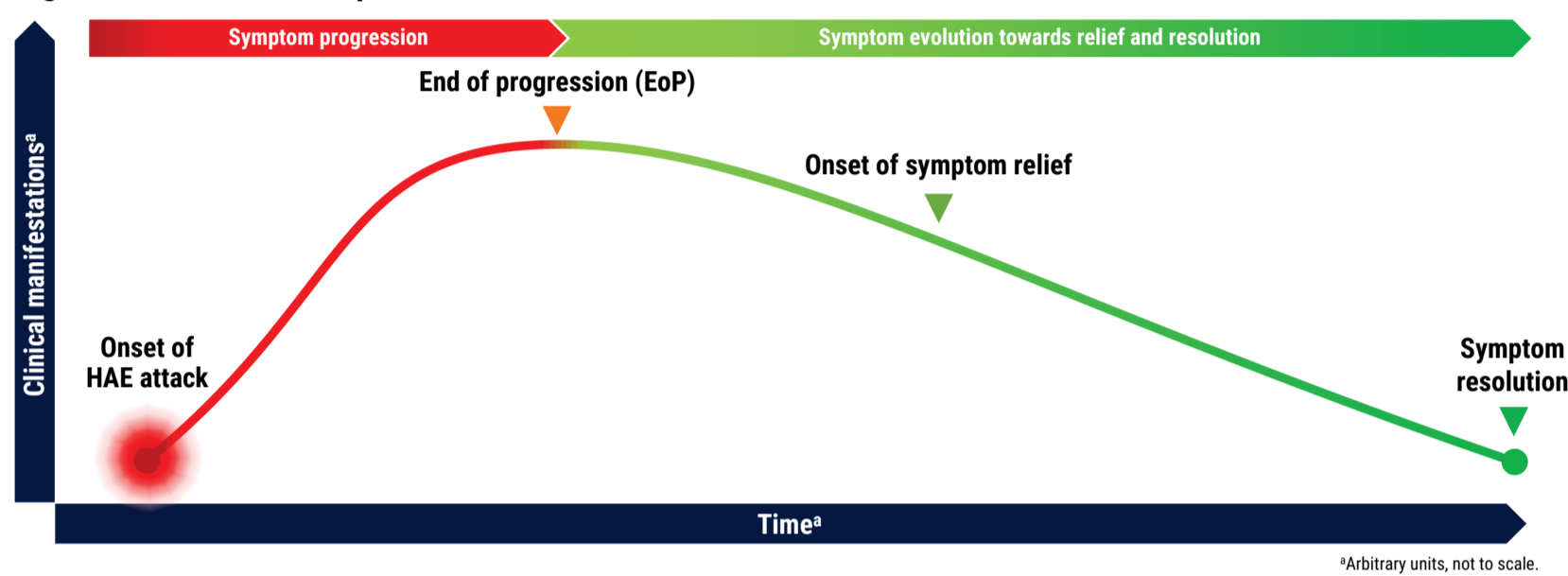
Marcus Maurer^{1,2}, John Anderson³, Emel Aygören-Pürsün⁴, Danny M. Cohn⁵, Henriette Farkas⁶, H. Henry Li⁷, Markus Magerl^{1,2}, Rafael Crabbé⁸, Li Zhu⁹, Peng Lu⁹, Giorgio Giannattasio¹⁰, Marc A. Riedl¹¹

¹Institute of Allergy, Charité - Universitätsmedizin Berlin, Corporate Member of Freie Universität Berlin and Humboldt-Universität zu Berlin, Berlin, Germany. ²Fraunhofer Institute for Translational Medicine and Pharmacology ITMP, Immunology and Allergy, Berlin, Germany. ³Clinical Research Center of Alabama, AllerVie Health Birmingham, AL, United States of America. ⁴Department for Children and Adolescents, University Hospital Frankfurt, Goethe University Frankfurt, Frankfurt, Germany. ⁵Department of Vascular Medicine, Amsterdam Cardiovascular Sciences, Amsterdam UMC, University of Amsterdam, Amsterdam, The Netherlands. ⁶Department of Internal Medicine and Haematology, Hungarian Angioedema Center of Reference and Excellence, Semmelweis University, Budapest, Hungary. ⁷Institute for Asthma and Allergy, Chevy Chase, MD, United States of America. ⁸RC Consultancy, Bassins, Switzerland. ⁹Pharvaris Inc., Lexington, MA, United States of America. ¹⁰Pharvaris GmbH, Zug, Switzerland. ¹¹Division of Rheumatology, Allergy and Immunology, University of California, San Diego, La Jolla, CA, United States of America

Introduction

- The US Hereditary Angioedema Association Medical Advisory Board 2020 Guidelines for the management of hereditary angioedema (HAE) state that "The key to reducing HAE morbidity is to arrest the progression of swelling to prevent disruption to a patient's life."¹
- The end of progression (EoP) of angioedema manifestations is the first in-time event documenting treatment response and the initial evidence of attacks starting to evolve towards relief and resolution (illustrated in **Figure 1**). A recent consensus study established EoP as a key core outcome score that should be measured and reported in all clinical trials for on-demand treatment of HAE.²
- Deucricitbant (PHA121) is an orally administered, highly potent, specific antagonist of the bradykinin B2 receptor under development for on-demand and prophylactic treatment of HAE attacks.³⁻⁶
- Primary and post-hoc analyses of the RAPIDE-1^{*,7} study were conducted to evaluate EoP and symptom relief in response to treatment of HAE attacks with deucricitbant immediate-release (IR) capsule.

Figure 1. Evolution of a representative HAE attack



Methods

- RAPIDE-1 was a double-blind, placebo-controlled, randomized, crossover, dose-ranging, phase 2 trial of deucricitbant IR capsule for the on-demand treatment of angioedema attacks in patients with HAE-1/2.⁷
- The 3-symptom composite Visual Analogue Scale (VAS-3) is used to evaluate patient-reported severity of skin pain, skin swelling, and abdominal pain.^{8,9}
- Time to EoP was defined as the earliest post-treatment timepoint with the highest VAS-3 score with no use of rescue medication (post-hoc analysis).
 - Post-treatment VAS scores were assessed every 30±10 min from 0 to 4 h, and at 5±0.5, 6±0.5, 8±1, 24±4, and 48±6 h.
 - Participants using rescue medication were censored at the last assessment before use of rescue medication.
- Two definitions were used to measure onset of symptom relief:
 - VAS-3 score: ≥30% reduction in VAS-3 score vs pre-treatment (secondary endpoint).
 - TOS PRO: achievement of at least "a little better" (post-hoc analysis).
- Treatment Outcome Score (TOS) is a validated composite score based on patient-reported symptoms of attacks at the affected body sites, included in ecallantide clinical trials.¹⁰⁻¹² Change in TOS from pre-treatment to 4 h post-treatment was a secondary endpoint of RAPIDE-1.

Results

- The analysis included 147 qualifying HAE attacks treated by 62 participants with double-blinded placebo or deucricitbant IR capsule 10, 20, or 30 mg.
- Attacks treated with deucricitbant IR capsule (all dose groups) achieved EoP at a median time of 25–26 min vs 20 h for attacks treated with placebo (**Table 1** and **Figure 2**).

Table 1. HAE attacks achieving end of progression (EoP) in RAPIDE-1^a

	Placebo	Deucricitbant IR capsule 10 mg	Deucricitbant IR capsule 20 mg	Deucricitbant IR capsule 30 mg
Number of participants with treated attacks	51	21	16	20
Number of treated attacks	51	37	28	31
Attacks achieving EoP within 24 h, n (%)	15 (29.4)	29 (78.4)	25 (89.3)	29 (93.5)
Median (95% CI) time to EoP by KM estimate	20.0 h (NE, NE)	25 min (25, 59)	25 min (25, 26)	26 min (25, 50)
Marginal Cox proportional hazard model ^b				
Hazard ratio vs placebo (95% CI)		3.87 (2.15, 6.98)	5.09 (2.98, 8.72)	5.23 (2.93, 9.33)
Nominal P value		<0.0001	<0.0001	<0.0001

CI, confidence interval; EoP, end of progression; h, hours; HAE, hereditary angioedema; IR, immediate-release; KM, Kaplan-Meier; min, minutes; NE, not evaluable. ^aEoP was assessed in a post-hoc analysis of RAPIDE-1. ^bHazard ratio >1 favors treatment vs placebo.

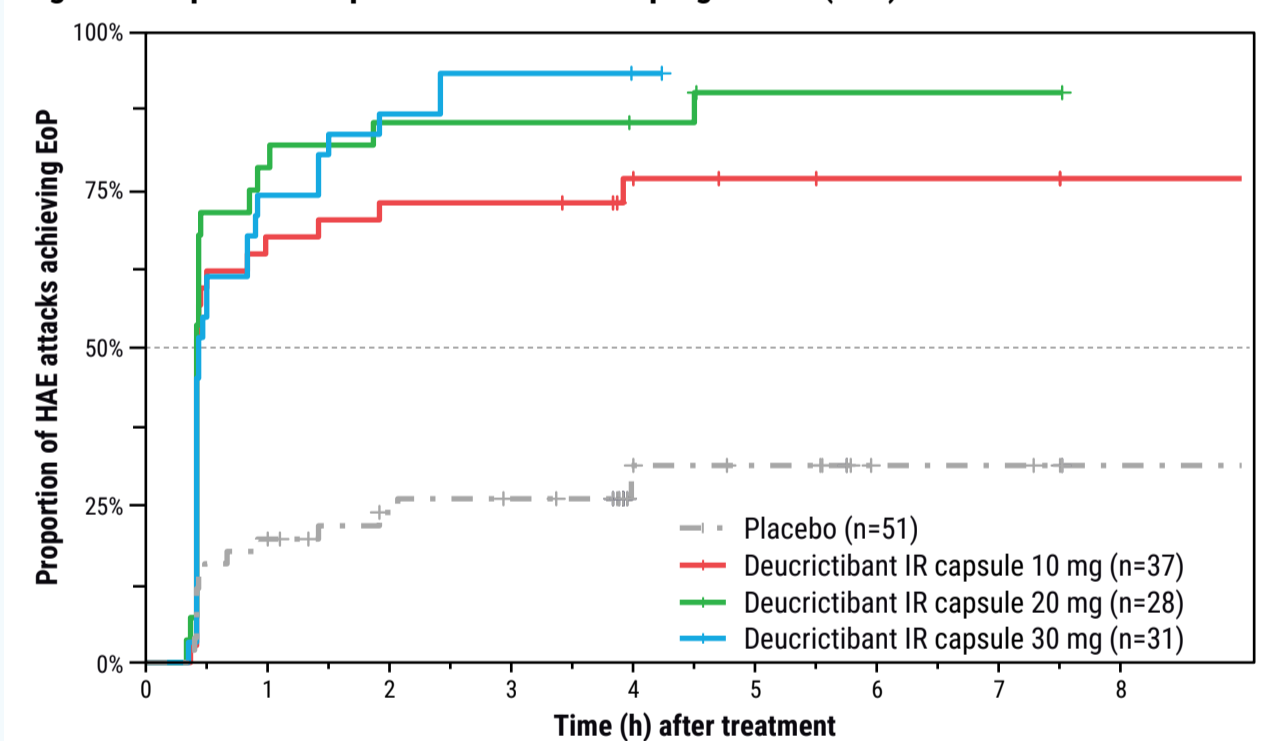
- Deucricitbant IR capsule significantly reduced time to onset of symptom relief measured on VAS-3, with a median time of 2.1–2.7 h for deucricitbant IR capsule vs 8.0 h for placebo (**Table 2**).
- Time to onset of symptom relief on TOS PRO was 1.89–2.15 h vs 7.62 h for deucricitbant IR capsule- and placebo-treated attacks, respectively (**Table 2**).

Table 2. Time to onset of symptom relief by VAS-3 and TOS PRO

	Placebo	Deucricitbant IR capsule 10 mg	Deucricitbant IR capsule 20 mg	Deucricitbant IR capsule 30 mg
≥30% reduction in VAS-3 score vs pre-treatment				
Number of treated attacks	51	37	28	31
Attacks with ≥30% reduction in VAS-3 within 48 h, n (%)	18 (35.3)	33 (89.2)	25 (89.3)	30 (96.8)
Median (95% CI) time by KM estimate (h)	8.0 (7.6, 46.9)	2.1 (1.5, 2.9)	2.7 (1.9, 3.5)	2.5 (1.9, 3.8)
P value ^a		<0.0001	0.0021	<0.0001
TOS PRO of at least "a little better"^b				
Number of treated attacks	49	36	28	29
Attacks achieving "a little better," n (%) ^c	18 (36.7)	32 (88.9)	25 (89.3)	27 (93.1)
Median (95% CI) time by KM estimate (h)	7.62 (3.95, NE)	1.89 (0.97, 3.97)	2.15 (1.75, 4.00)	1.98 (1.80, 3.87)

CI, confidence interval; h, hours; IR, immediate-release; KM, Kaplan-Meier; NE, not evaluable; TOS PRO, Treatment Outcome Score patient-reported outcome; VAS-3, 3-symptom composite Visual Analogue Scale. ^aThe P value for 10 mg is nominal; P values are based on a marginal Cox proportional hazards model. ^bTOS PRO was assessed in a post-hoc analysis of RAPIDE-1. ^cTOS PRO onset of symptom relief is the time point when TOS PRO first reaches at least "a little better" for all symptom complexes affected at baseline, and no new symptom in any other symptom complex is reported. Relief is confirmed if the improvement is sustained at 2 consecutive timepoints within 48-hour assessments.

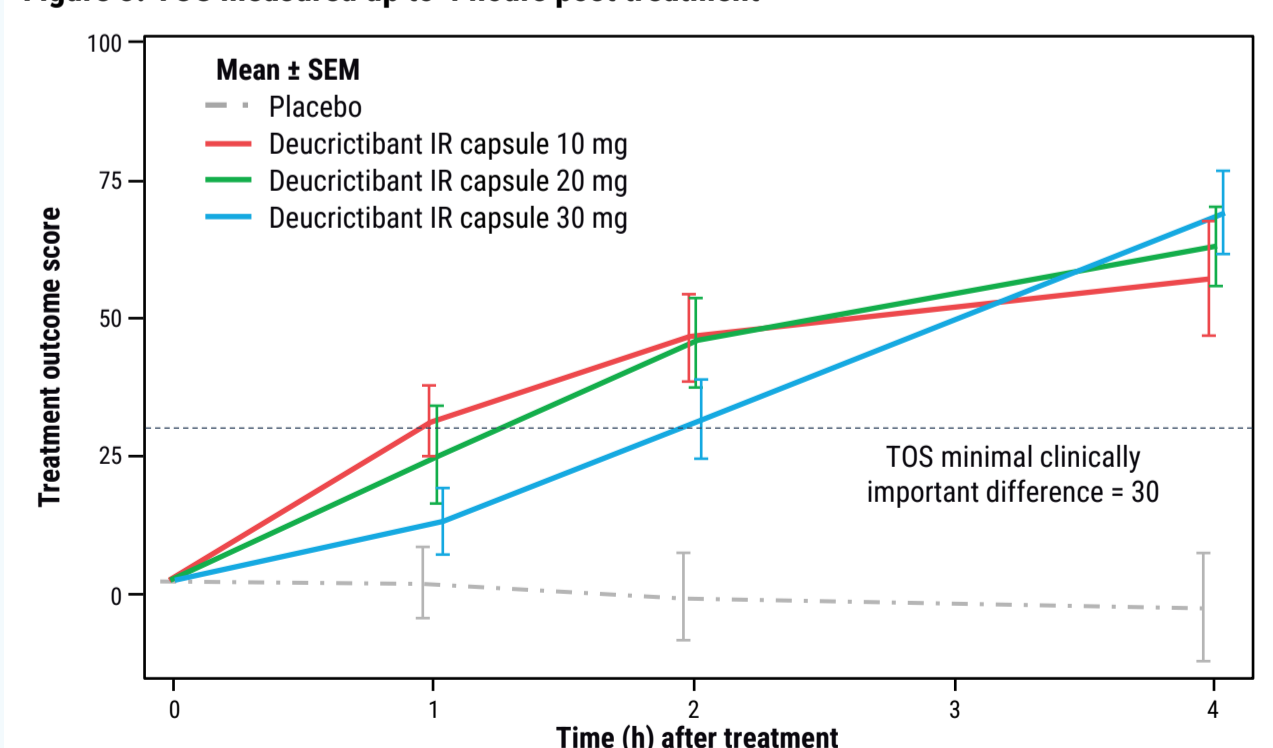
Figure 2. Kaplan-Meier plot of time to end of progression (EoP) in RAPIDE-1^a



^aEoP was assessed in a post-hoc analysis of RAPIDE-1.

- Mean TOS score achieved clinically meaningful improvement within 2 hours after administration of deucricitbant IR capsule, whereas it did not significantly change in placebo-treated attacks (**Figure 3**).

Figure 3. TOS measured up to 4 hours post treatment



Conclusions

- Primary and post-hoc analyses of the RAPIDE-1 placebo-controlled trial provide first evidence that deucricitbant IR capsule treatment reduced time to end of progression of attack symptoms and time to onset of symptom relief.
- End of progression was achieved at 25–26 minutes after treatment with deucricitbant IR capsule vs 20 hours for placebo (post-hoc analysis).
- Onset of symptom relief was achieved at approximately 2 hours with deucricitbant IR capsule vs 8 hours with placebo as measured with both VAS-3 (primary analysis) and TOS PRO (post-hoc analysis).
- Clinically meaningful improvement of symptom severity, as measured with TOS, was observed within 2 hours of deucricitbant IR capsule administration.

References

- Busse PJ, et al. *J Allergy Clin Immunol Pract*. 2021;9(1):132-150.e3.
- Petersen R. Presented at HAE International Regional Conference EMEA, September 1–3, 2023, Munich, Germany.
- Lesage A, et al. *Front Pharmacol*. 2020;11:916.
- Lesage A, et al. *Int Immunopharmacol*. 2022;105:108523.
- Dose-ranging study of oral PHA-022121 for prophylaxis against angioedema attacks in patients with hereditary angioedema type I or type II (HAE CHAPTER-1). *ClinicalTrials.gov* identifier: NCT05047185. Accessed November 21, 2023. <https://www.clinicaltrials.gov/study/NCT05047185>.
- Extension study of oral PHA-022121 for acute treatment of angioedema attacks in patients with hereditary angioedema (RAPIDE-2). *ClinicalTrials.gov* identifier: NCT05396105. Accessed November 28, 2023. <https://www.clinicaltrials.gov/study/NCT05396105>.
- Dose-ranging study of oral PHA-022121 for acute treatment of angioedema attacks in patients with hereditary angioedema (RAPIDE-1). *ClinicalTrials.gov* identifier: NCT04618211. Accessed November 21, 2023. <https://clinicaltrials.gov/study/NCT04618211>.
- Lumry WR, et al. *Ann Allergy Asthma Immunol*. 2011;107(6):529-37.
- Cicardi M, et al. *N Engl J Med*. 2010;363(6):532-41.
- Vernon MK, et al. *Qual Life Res*. 2009;18:929-39.
- Cicardi M, et al. *N Engl J Med*. 2010;363:523-31.
- Levy RJ, et al. *Ann Allergy Asthma Immunol*. 2010;104:523-9.

This presentation includes data for an investigational product not yet approved by regulatory authorities.